



PARIS INSIDER GUIDE

PARIS TO-KNOW LIST

VISIT 3

 Rookie Level..... 3

 Platinum Level 7

 Grand Master Level 10

EAT..... 12

 French Cuisine and Lifestyle 12

 World Cuisine 14

GET AROUND..... 15

 Transportation within Paris..... 15

 Airport Connections 18

 Paris Map..... 19

OTHER..... 19

 Phone and Internet services in Paris 19

 Nightlife 19


VISIT


Top places to check out in the capital, according to your Parisian knowledge from Rookie to Grand Master level:

Rookie Level



Go up the Eiffel Tower

 Tour Eiffel – Parc du Champ de Mars

 Trocadéro (L: 6)

Parisian tip: get off at the Trocadéro subway station to enjoy this beautiful view of the tower. Then walk through the gardens leading to it.

Note: Queues to get tickets to go up the tower (by elevator or stairs) are long, make sure to book in advance [here](#).



Louvre Museum: Pyramids + Tuileries Garden

📍 Rue de Rivoli

🚇 Louvre Rivoli (L : 1)

You can easily spend a day walking by masterpieces inside the Louvre. To avoid waiting in line, purchase your ticket in advance [here](#).

Parisian tip: If you're not a museum person though, take a great shot of the Pyramids, then head to the Tuileries Garden to grab a lunch/drinks at the Café des Marronniers, located right in the middle of the garden.



Notre Dame Cathedral

📍 6 Parvis Notre-Dame - Place Jean-Paul II

🚇 Cité (L : 4), Hôtel de Ville (L: 1, 11), Châtelet (1, 4, 7, 11, 14)

Parisian tip: There are no fast track tickets or online ticketing for the Towers of Notre-Dame Cathedral in Paris. So if you're willing to climb the 422 steps of the towers for a breathtaking view over the cathedral and the heart of Paris, you need to do choose your visit time before you come. Find more info on how to do it [here](#).



Triumph Arc Rooftop + Champs-Élysées

📍 Place Charles de Gaulle

🚇 George V (L: 1)

Parisian Tip: Climb the 284 steps to the top of the Triumph Arc to enjoy a panoramic view of Paris. Book your ticket [here](#). Check how long you will have to wait in queue [here](#).

Champs-Élysées: Strolling down “les Champs” as Parisians say, you will have many opportunities to enjoy:

- Iconic Cabarets: the Crazy Horse and the Lido de Paris
- Chic Rooftops: Hôtel Raphael, Peninsula’s L’oiseau Blanc
- Macaron Expert: Ladurée Paris Restaurant



Sacré Cœur Basilica

📍 1 Parvis du Sacré-Cœur

🚇 Anvers (L: 2), Abesses (L: 12), Château Rouge (L: 4)

The towers of the Sacre Coeur are open to the public. Trust us, the 300 steps are totally worth the panoramic view over the city. Find more info [here](#).



Parisian tip: Down the hill, get a pic in front of the Moulin Rouge cabaret (82 Boulevard de Clichy, 75018 Paris) and one of their shows if you can, most of the tickets come with half a bottle of Champagne. *Santé!*

Platinum Level



Seine River Life

📍 Pont Alexandre III

🚇 Champs-Élysées Clémenceau (L: 1,13) or Invalides (L: 8,13)

Alexandre III Bridge

Here's the most emblematic bridge of the capital, with a good view on the Eiffel tower. From there you can easily access the banks of the Seine. They are a big part of Parisians' life especially in the summer, locals gather there to eat, drink, dance... why not join them?



📍 2 quai Saint-Bernard

🚇 Jussieu (L: 7, 10) or quai de la Rappe (L: 5)

Dance with locals

At the "Jardin Tino Rossi", every summer evening is about dancing: hundreds of dancers gather there spontaneously to dance salsa, tango, rock... Care to join them?

Cruise

If you're not much of a dancer, you can also wave at them from a boat while enjoying your cruise, more info [here](#).



La Coulée verte René – Dumont

📍 1 Coulée verte René-Dumont

🚇 Bastille (L: 1, 5, 8)

At 10 meters above street level, come stroll for about 4 kilometers along the path of both an old railroad line and a viaduct. Starting at the crossroads at rue de Lyon and avenue Daumesnil, it gives you a spectacular panorama across Parisian rooftops.

Note: After a bridge above the Jardin de Reuilly. The walkway heads to street level, following the path of an old railway tunnel. There are many stairs along the way, so that you can exit if you do not want to walk the whole 4kms.



Père Lachaise Cemetery

📍 16 Rue du Repos

🚇 Père Lachaise (L: 2) Gambetta (L : 3, 3b)

Aka the celebrity cemetery: From Balzac and Chopin to Jim Morrison... anyone talented and dead who lived or died in Paris can be found there. Free admission.



Galleries Lafayette Rooftop

📍 40 Boulevard Haussmann

🚇 Chaussée d'Antin Lafayette (L: 7, 9) or Havre-Caumartin (L: 3, 9) or Opéra (L: 3, 7, 9)

Take the elevator to the 7th floor of this well-known shopping center. Their rooftop is free to visit and the terrace comes with an awesome panoramic view.

Grand Master Level



Street Art tour

📍 26 Quai de la Marne

🚇 Jaurès (L: 2, 5, 7b)

You will see street art everywhere in Paris. The 19th arrondissement is a perfect place to track them: From the Jaurès metro station, pass by the Bassin de la Villette, then walk down the Quai de la Loire and Quai de la Marne, where graffiti are renewed every year in June by a non-profit organization. Go check out the freshest ones!



Catacombs

📍 1 Avenue du Colonel Henri Rol-Tanguy

🚇 Denfert Rochereau (L: 4, 6)

Are you ready to experience the dark side of Paris? Then go underground to the ossuaries holding the remains of millions of people.

Parisian Tip: Make sure you purchase your Queuejumper ticket online [here](#). Otherwise the line at the door is usually about more than one hour long.



Grab a drink in the Montparnasse Tower

📍 33 avenue du Maine

🚇 Montparnasse-Bienvenüe (L: 4, 6, 12, 13)

Parisian Tip: Mostly known for its Observation Deck at the top of the tower (59th floor) from a height of over 200 meters. Locals also like having drinks or dinner while enjoying the views from the Ciel de Paris bar on the 56th floor.

EAT

French Cuisine and Lifestyle



Baguette and Pastries

What to order in a Boulangerie (Bakery):

- Baguette Tradition (most typical kind of baguette, very crusty)
- Croissants au beurre (butter croissant)
- Pain au chocolat (chocolate croissant)
- Chouquettes (little choux buns with sugar coating)
- Tarte aux pommes (apple pie) or Tarte aux fraises (strawberries pie)
- Millefeuille (milfoil)

France's Favorite meals – Check if they are on your restaurants' menus while you're here!

- Bœuf bourguignon
- Magret de canard (duck breast fillet)
- Blanquette de veau (veal stew)
- Gigot d'agneau (lamb leg)
- Raclette (melted raclette cheese to eat with cooked potatoes and cold cuts)
- Galette (Specialty from Brittany: thin buckwheat pancake, different type of filling available)

3 Typically French places to eat at:

Bouillon Chartier: a Parisian brasserie so 'typical' it almost feels cliché.



📍 7 rue du Faubourg Montmartre

🚇 Grands Boulevards (L: 8, 9)

Au Pied de Cochon: serves every part of the pig you can think of, around the clock!



📍 6 rue Coquillière

🚇 Les Halles (L:4)

Breizh Café: All the best specialty dishes from Brittany, go for it!



📍 1 Rue de l'Odéon

🚇 Odéon (L: 4, 10)

World Cuisine

MIDDLE EASTERN: Rue des Rosiers is a pedestrian street full of falafel stands and delicious dishes.



Our pick: L'as du Falafel

📍 32 Rue des Rosiers

🚇 Saint Paul (L: 1)

JAPANESE : Rue Sainte Anne is THE street located at the heart of the Japanese district.



Our pick: You Restaurant

📍 11 Rue Sainte Anne

🚇 Pyramides (L: 7, 14)



Bonus pick : Aki Boulangerie

📍 16 Rue Sainte-Anne

🚇 Pyramides (L: 7, 14)

French pastries with a Japanese touch

SOUTHEAST ASIAN: The 13th arrondissement is Paris' Chinatown, head there for a variety of delicious options.



Our pick : Hao Hao

📍 23 Avenue de Choisy

🚇 Porte de Choisy (L: 7)

MAGHREBI: Ranked 3rd of the French people favorite dishes to eat, try the best Couscous Paris can offer.



Our pick: Le Tagine

📍 13 rue de Crussol

🚇 République (L: 3,5,8,11 or Filles du Calvaire (L: 8)

ITALIAN: Try pizzas as good as in Italia, made with organic flour and baked in an oven imported from Naples.



Our pick: Simonetta

📍 32 Quai de la Marne

🚇 Ourcq (L: 5) or Corentin Cariou (L: 7)

GET AROUND

Transportation within Paris



Paris metro has 14 lines, each designated by a specific color and number, found on all information signs, stations, platforms, and maps. To purchase a ticket or travel pass, see:

- staff members at the ticket desk, inside the station
- one of the multi-lingual vending machines, after entering the station
- on this [website](#)



All tickets' fare system is based on zones: zones **1-3 include downtown Paris** and the closest suburbs, while zones 4 and 5 cover more distant areas, including Charles de Gaulle Airport.

Each ticket or travel pass has a certain number of zones within which it is valid.

Operating hours :

Weekdays, the metro operates from 5:30 a.m. to about 1:15 a.m. On Friday and Saturday evenings, as well as on the eve of bank holidays, trains run until about 2:15 a.m.

When the metro is closed, the Noctilien night bus network operates from 0:30 a.m. to about 5:30 a.m. **However the safest and most efficient way to get around at night is by car.**

Selection of tickets available for your stay



Paris Visite

Price: 12€ for 1 day (zones 1, 2 and 3)


The Paris Visite pass is valid for **1, 2, 3 or 5 consecutive days** and it is valid for unlimited travel on the metro, suburban train networks, tramway, bus (except tourist bus routes and Airport buses) **according to the option purchased:**

- In **zones 1 to 3** : travels in Paris and the close suburbs
- In **zones 1 to 5** : travels in Paris, close suburbs & until Orly/CDG airports, Disneyland and Versailles

Note: Before using Paris Visite, you must write your last name, first name and the day's date on the ticket. The validity period starts at 12 a.m. on the first day of the period and ends at 11:59 p.m. on the last day.

Video on how to buy Paris Visite at the automatic vending machines:

<https://www.youtube.com/watch?v=ukpDtcuSMj0>



Mobilis

Price: 7,50€ (zones 1 and 2)

Mobilis is a **1-day travel pass**, it is valid for unlimited travel on the metro, RER, bus, tramway, and train, (except airport connections), **in the zones you have selected**. The validity period starts at 12 a.m. and ends at 11:59 p.m.

Note: Mobilis is a magnetic ticket corresponding to the zones selected. Before using Mobilis, you must write your last name, first name and the day's date on the ticket.



T+ ticket : within Paris

One t+ ticket: 1,90€ or Book of 10 t+ tickets: 14,90€

The t+ tickets allow you to **travel using the metro, the RER in zone 1, the bus lines (except airport buses), the tramways, and the Montmartre funicular**.

Once validated, the t+ ticket allows you to make as many transfers as you want:

- on the metro and RER networks for 2 hours (after the first validation),
- on the bus and tram networks for 90 minutes (between the first and last validation).

Note: Each time you change buses or trams, you must again validate your t+ ticket.

Video on how to buy t+ tickets at the automatic vending machines:

<https://www.youtube.com/watch?v=Dk5m3g-4Wqk>

Good to know: You can also buy point-to-point tickets if you need to travel further than Paris itself (zones 1 and 2). Their fares varies on the departure point and the arrival point, info [here](#)

Note: A one-day travel pass limited to young people under age 26 also exists. One day pass (zones 1 to 3) is 4,10€, more info [here](#).

IMPORTANT: you must keep your ticket or transport pass with you until you exit the network.

Airport Connections

Taxi / Uber / Taxify

We highly recommend using taxis or private car services from and to the airport. It is the fastest, safest and easiest way to get around with suitcases (as the transportation rarely has escalators available).

Time: Around 20 minutes (from event venue to airport, with good traffic conditions)

Price: From 20 € (depending on the service provider)



Roissybus Shuttle connecting Paris (Opéra metro station on lines 3, 7 and 8) to the Roissy Charles-de-Gaulle airport (CDG) and runs from 5:15 a.m. to about 0:30 a.m. Buses depart every 15 to 20 minutes.

Time: about 60 to 75 minutes when the traffic is in good condition.

Price: 12 € - Buy tickets from automatic vending machines in RER and metro stations, as well as on board from the drivers.



Train service between the Parisian RER B stations and the Roissy Charles-de-Gaulle (CDG) airport. Operating from 4:50 a.m. to about midnight, the trains depart every 6 to 15 minutes,

Time: about 30 to 40 minutes when the traffic is in good condition.

Price: 10,30 € - Buy tickets from automatic vending machines in RER and metro stations

Paris Map

All transportation maps can be downloaded [here](#) .

The [next stop Paris app](#), is designed to make it easier for you to visit Paris. Available in 10 languages and usable offline it can help you:

- See the French capital's most famous sites at a glance
- Find the best itinerary to your destination
- Organize your transfers to and from the Paris airports
- Compare transport passes and choose the best for your needs

OTHER

Phone and Internet services in Paris

Since 2017, **all EU citizens can use their mobile phone to make calls, send text messages and surf the Internet at no additional cost**. For European citizens, it is therefore not necessary to buy a French SIM card, but be careful to the terms and conditions of your operator to avoid being caught off-guard.

Some mobiles from other countries don't automatically connect with the French networks. Contact your mobile phone operator to confirm compatibility with the French network and know how you will be charged for local and international calls. You can also purchase a **prepaid SIM card** to use the French cell phone network. Here are the offers from the main French phone operators:

- **Orange**: a SIM card for **39.99€**, with a French phone number, 2 hours of calls and 1000 texts (from Europe to the world) as well as **10GB** of Internet in Europe. Valid for 14 days starting from the first call or SMS: More info [here](#).
- **SFR**: a French SIM card for **34.99€** with 1 hour of calls and 500 texts (to Europe, China or North America) as well as **2GB** of Internet. All of this is available for 14 days: More info [here](#).

For more information on other options from operators or portable wifi hotspots, see [here](#).

Note: Don't forget that you'll probably need a **plug adapter** in order to be able to charge up your mobile phone.

Nightlife

Paris nightlife is full of opportunities, from cheap to chic bars (read more [here](#)) or clubs (read more [here](#)). Note that most Parisian clubs usually have picky door policy, so better head down there before midnight and dress sharp for the best chance of getting past the door staff.